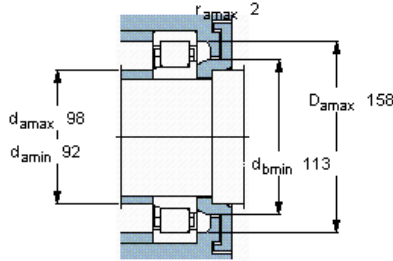

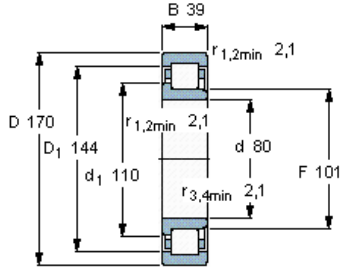


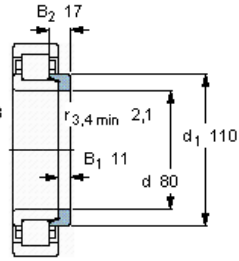
Cylindrical roller bearings, single row

Principal dimensions			Basic load ratings		Designation	Angle ring
d	D	B	dynamic C	static C0	<b>* SKF Explorer bearing</b>	Designation
mm			kN		-	-
<b>80</b>	170	39	300	290	NJ 316 ECJ *	HJ 316 EC



**Calculation factors**

k<sub>r</sub> 0,15  
e 0,2 Y 0,6



**HJ 316 EC**

Mass kg 0,44